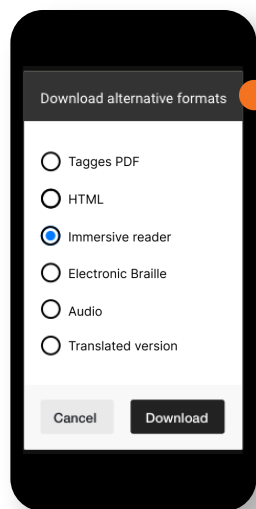


# Quick Start Guide: Ally (Accessibility Tool in Blackboard)

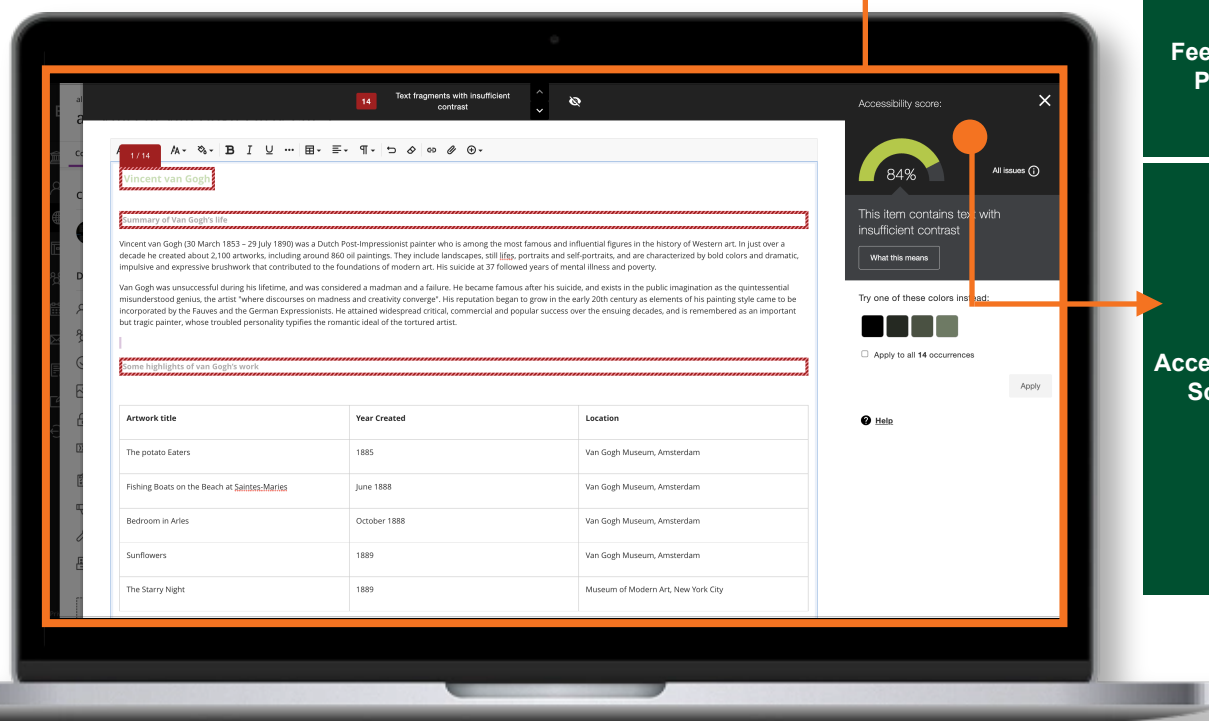
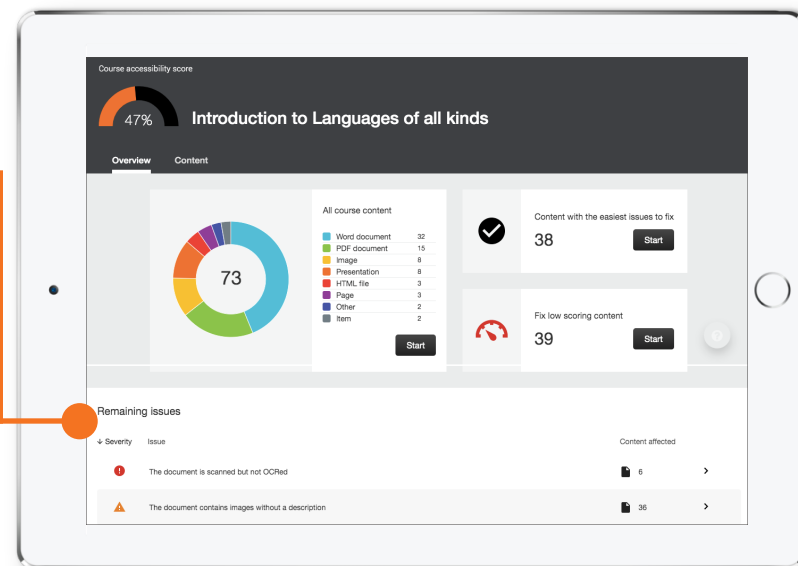


## Course Accessibility Report

Ally ranks course accessibility as: **Severe** (issues require the most attention and are the greatest risk to accessibility), **Major** (issues require attention, but are not severe), and **Minor** (issues should be considered for a better accessibility score).

## Alternative Formats

Students can access and download a range of alternative and accessible formats for files uploaded to Blackboard (PDF, Microsoft Word, PowerPoint, OpenOffice/ LibreOffice, and HTML), such as OCR'd (Optical Character Recognition), tagged PDFs, mobile-friendly HTML, ePub, electronic braille, MP3 Audio, and BeeLine Reader formats.



## Feedback Panel

The feedback panel will provide a score based on an accessibility checklist, describe the issue(s) affecting the content, highlight the issue(s), provide instructions to improve, and a direct space to upload a fixed file.

## Accessibility Scores

Ally measures the accessibility of course content and generates an accessibility score demonstrated by colored indicators—only visible to instructors—while providing feedback on ways to make content more accessible. The higher the score, the fewer the areas that need improvement: **low** (file has severe accessibility issues and needs immediate attention), **medium** (file is somewhat accessible and could use improvement), **high** (file is accessible, but could be improved), and **perfect** (file is accessible without identifiable accessibility issues).